

ZHVAN sko OH solo

ZVANSKO ORO -- Bulgaria-Jugoslavia ✓

Translation: Dance from village of Zvan.

*learned from you 9/9/72
inked notes from you*

Record: Vojslsko Shopsko Horo Folklore Dances of Bulgaria, B-4000









Rhythm: 2/4

Starting Position: "V" position, hands joined at sides.






Variations of this dance are found under many names all over Macedonia, Bulgaria, and East Serbia. Similar to Cacak and Za Pojas, Zvansko Oro has the interesting dance pattern of ten measures.

Variation I Basic

Meas.

- 1-2  Facing slightly R, four ~~running~~ steps fwd (R, L, R, L) (cts 1, 2, 1, 2).
- 3  Step fwd on R ft (ct 1). *you - face ctr + Round R*
- 4  Step fwd on L ft (ct 1). *" L fwd*
- 5  Turning to face ctr, step bkwd on R ft (ct 1). *ok*
- 6  Turning to face slightly L, two ~~running~~ steps fwd (L, R), (cts 1, 2).
- 7  Turning to face ctr, step sdwd L on L ft (ct 1).
Cross and step on R ft in back of L (ct 2).
- 8  Turning to face slightly R but moving bkwd L, step bkwd on L ft (ct 1).
Hold (ct 2).
- 9-10  Still facing slightly R, two steps fwd (R, L)

Variation II

- 1-3  Facing and moving R, three "running two-steps" (R, L, R). *slight "mascot"*
- 4  A small leap fwd on L ft (ct 1).
- 5  Stamp R heel in place next to L ft (ct 2).
- 6  Turning to face ctr, a small leap bkwd on R ft (ct 1).
- 7  Stamp on L heel next to R bunion (ct 2).
- 8-10 Same as Variation I above.

*you did this
+ 2 others
1st variation: with fwd lead
neigh + glide close L & R
2nd variant: 2 mascot like
2-steps fwd LOD
(rest - same)*

✓
ZVANSKO ORO (Cont)

Variation III

- 1 ♩. Facing and moving slightly R, a large step fwd on R ft. *step*
 ♪. Leap fwd on L ft, bending L knee and stepping in same *close*
 place where R ft was, a kind of "displacing" step (ct &).
 2-3 Repeat meas. 1 two more times.
 4-10 Same as Variation I above.

Description by Dennis Boxell. Abbreviations added to fit
 U.O.P. syllabus format.

Presented by Dennis Boxell

Variation III
 1-2 2 2-step fwd LOD. Rept rest of dance as before

Var IV
 same as basic on 1-2, do 2 running 2 steps

as done in class *Variation I, IV, III, II*